

### 1202VLZ4

The 12-channel 1202VLZ4 delivers the outstanding quality of our flagship Onyx preamps in a compact mixer design with the high-headroom/low-noise performance your professional application demands.

From every input to every output, you can count on the industry-proven performance you expect from a VLZ mixer. Plus, it is truly “Built-Like-A-Tank” with a ridiculously rugged solid-steel chassis plus high-contrast controls for ultimate tactile control.

And with features like a dedicated control room section, the 1202VLZ4 offers a true step up in flexibility and performance that’s ideal for your professional application.

### APPLICATIONS:

Live sound mixing, houses of worship, clubs, gymnasiums, banquet halls, conference rooms, boardrooms, studio and field recording, multimedia applications, broadcast and many, many more.



### FEATURES:

- 12-channel mixer featuring our signature high-headroom, low-noise design
- 4 boutique-quality Onyx mic preamps
  - Ultra-wide 60 dB gain range
  - 128.5 dB dynamic range
  - +22 dBu line input handling
  - Extended frequency response
  - Distortion under 0.0007% [20 Hz – 50 kHz]
- Improved RF rejection, perfect for broadcast applications
- Phantom power for condenser mics
- 12 high-headroom line inputs
- 3-band EQ (80 Hz, 2.5 kHz, 12 kHz)
- 18 dB/oct 75 Hz low-cut filter on mic input channels
- Aux send, level, pan and PFL solo on each channel
- Stereo return for connecting FX processor or other stereo source
- ALT 3/4 stereo bus for added routing flexibility
- Control room / phones source matrix
- High-resolution 12-segment stereo meters
- Sealed rotary controls resist dust and grime
- “Built-Like-A-Tank” rugged steel chassis with powder-coat finish
- High-visibility, high-contrast controls deliver convenient “at-a-glance” visual feedback
- Rack-mountable design using an optional rack ear kit
- Multi-voltage power supply for worldwide use



Like us



Follow us



Watch our dang videos



# 1202VLZ4

## 12-Channel Compact Mixer

### 1202VLZ4 SPECIFICATIONS

#### Main Mix Noise

(20 Hz–20 kHz bandwidth, 1/4" main out, channels 1–4 gain @ unity, channel EQs flat, all channels assigned to main mix, channels 1 and 3 panned left, 2 and 4 panned right.)

Main mix knob down, channel gain knobs down: –100 dBu

Main mix knob @ unity, channel gain knobs down: –86.5 dBu

(90 dB Signal to Noise Ratio, ref +4 dBu)

Main mix knob @ unity, channel gain knobs @ unity: –84.5 dBu

#### Total Harmonic Distortion (THD)

(1 kHz @ 30 dB gain, 20 Hz–20 kHz bandwidth)

Mic pre @ insert <0.0007%

#### Attenuation / Crosstalk

(1 kHz relative to 0 dBu, 20 Hz–20 kHz bandwidth, line in, 1/4" main out, gain @ unity)

Main mix knob down –75 dBu

Channel Alt / Mute switch engaged –85 dBu

Channel gain knob down –87 dBu

#### Frequency Response

Mic input to main output (gain @ unity)

+0, –1 dB, 20 Hz to 50 kHz

+0, –3 dB, <10 Hz to >100 kHz

#### Equivalent Input Noise (EIN)

(Mic input to insert send out, max gain)

150  $\Omega$  termination –128.5 dBu  
20 Hz–20 kHz

#### Common Mode Rejection Ratio (CMRR)

1 kHz better than –70 dB

#### Maximum Levels

Mic in +22 dBu

Tape in +16 dBu

All other inputs +22 dBu

Main mix XLR out +28 dBu

All other outputs +22 dBu

#### Impedances

Mic in 2.5 k $\Omega$

Channel insert return 2.5 k $\Omega$

All other inputs 10 k $\Omega$  or greater

Tape out 1.1 k $\Omega$

All other outputs 120  $\Omega$

#### EQ

High Shelving  $\pm 15$  dB @ 12 kHz

Mid Peaking  $\pm 15$  dB @ 2.5 kHz

Low Shelving  $\pm 15$  dB @ 80 Hz

#### AC Power Requirements

Power Consumption 25 watts

US, JP 100 – 120 VAC, 50 – 60 Hz

EU, UK, AU, CN 200 – 240 VAC, 50 – 60 Hz

Operating Temperature 0° – 40°C

32° – 104°F

#### Fuse Rating

100–120V 500 mA slo blo, 5 x 20 mm

220–240V 250 mA slo blo, 5 x 20 mm

#### Physical Properties (product)

Height 10.7 in / 273 mm

Depth 3.0 in / 75 mm

Width 11.9 in / 303 mm

Weight 6.5 lb / 3.0 kg

#### Physical Properties (packaged product)

Height 6.1 in / 155 mm

Depth 14.0 in / 356 mm

Width 13.2 in / 335 mm

Weight 8.0 lb / 3.6 kg

#### Options

1202VLZ4 Mixer Bag P/N 093-004-00

#### Ordering Information

1202VLZ4 12-Channel Compact Mixer, US P/N 2040763-00

1202VLZ4 12-Channel Compact Mixer, EU P/N 2040763-01

1202VLZ4 12-Channel Compact Mixer, JP P/N 2040763-02

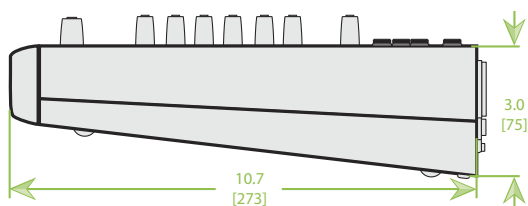
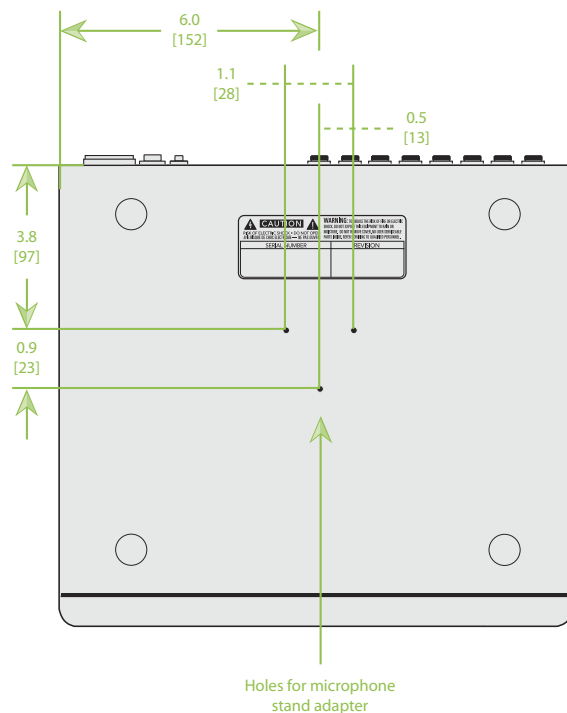
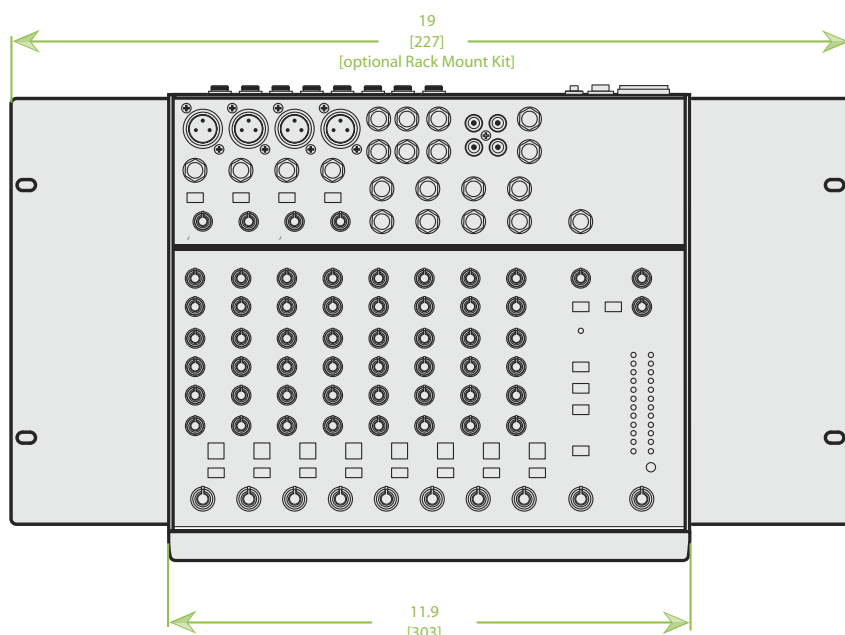
1202VLZ4 12-Channel Compact Mixer, UK P/N 2040763-03

1202VLZ4 12-Channel Compact Mixer, AU P/N 2040763-04

1202VLZ4 12-Channel Compact Mixer, CN P/N 2040763-05

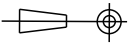
1202VLZ4 12-Channel Compact Mixer, BZ P/N 2040763-06

### 1202VLZ4 DIMENSIONS



#### NOTES:

1. WEIGHT APPROX. 6.5 lb [3.0 kg]
2. SHIPPING WEIGHT APPROX. 8.0 lb [3.6 kg]

<p>THIRD ANGLE PROJECTION</p> 	<p>UNLESS OTHERWISE SPECIFIED: ALL DIMENSIONS ARE IN INCHES DUAL [MM] DIMENSIONS FOR REF ONLY</p> <p>TOLERANCE IN INCHES LINEAR <math>\pm 0.13</math> in / <math>\pm 3.3</math> mm ANGLES <math>\pm 1^\circ</math></p> <p>(X.XX) = REF DIMS NO TOLERANCE IMPLIED</p> <p>TSC = THEORETICAL SHARP CORNER</p> <p>DIMENSIONS ACROSS CENTERLINES TO BE SYMMETRICAL</p>
<p>THE INFORMATION CONTAINED HEREIN IS PROPRIETARY AND CONFIDENTIAL PROPERTY OF LOUD TECHNOLOGIES, INC. ALL RIGHTS RESERVED</p>	

### MICROPHONE STAND

The bottom panel of the 1202VLZ4 has three non-threaded holes that allow it to be fitted with an optional microphone stand adapter. This lets you support the mixer on a standard mic stand, and adjust its height and level to whatever suits your strangely-complex set of preferences.

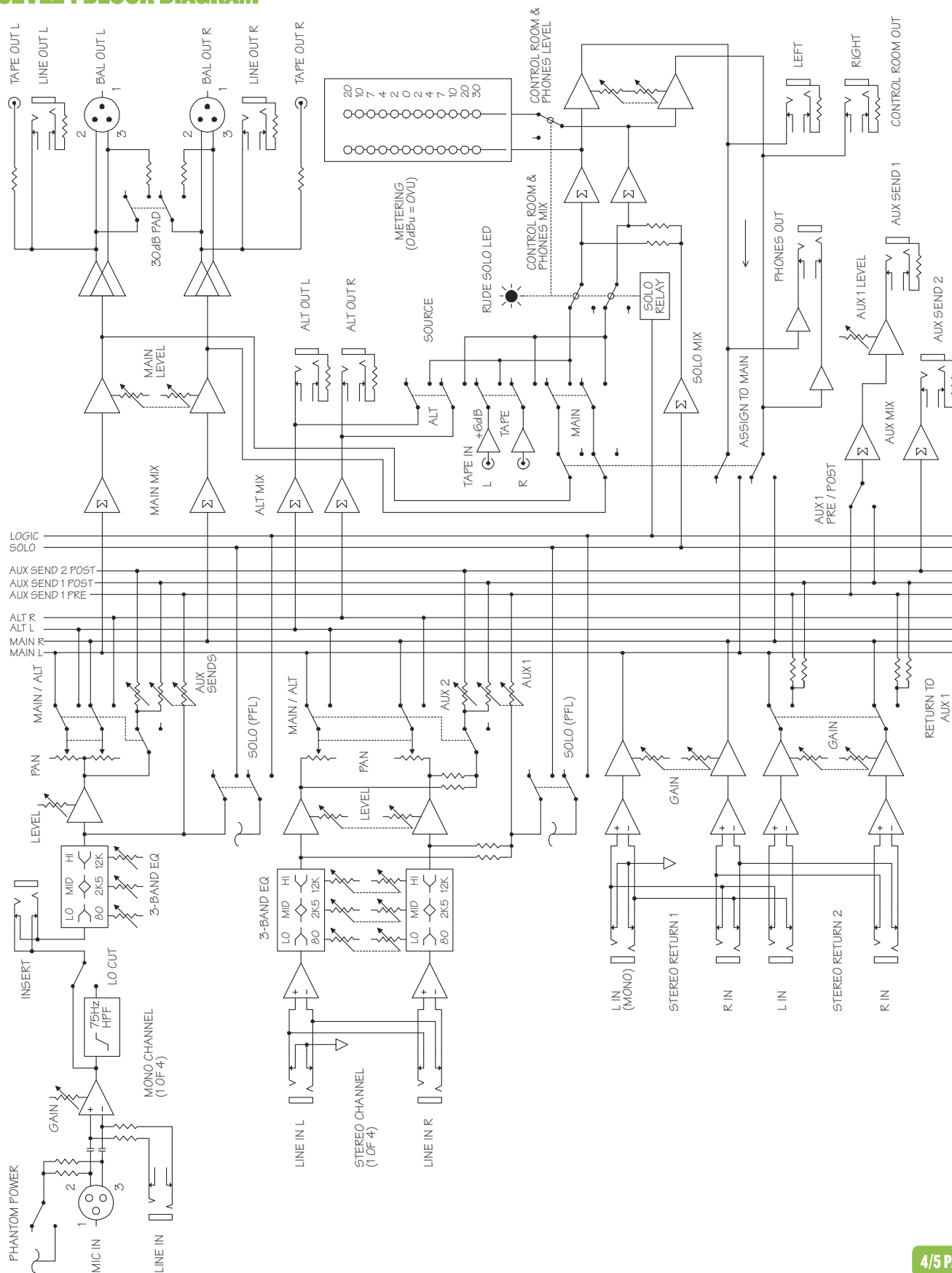
The Atlas AD-11B mic stand adapter is available at many music stores. It is made and distributed by Atlas Sound.

Use three Trilobular thread rolling screws 6-32 x 1/4" long to secure the adapter to the bottom of the 1202VLZ4 [see below].



Do not use screws longer than 1/4", as these could damage the circuit boards. Do not use screws shorter than 1/4", or the adapter will not be securely fixed to the mixer.

### 1202VLZ4 BLOCK DIAGRAM

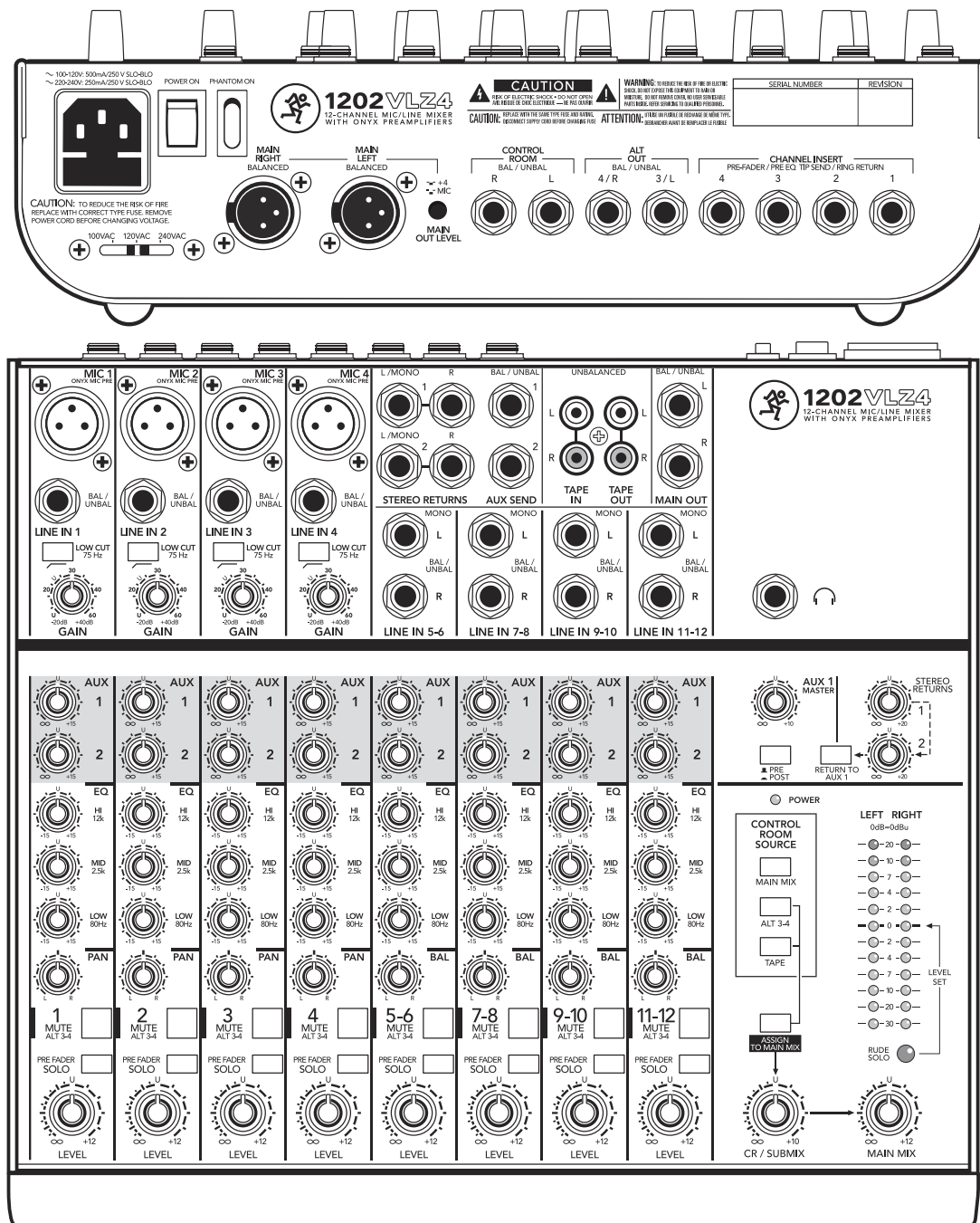




# 1202VLZ4

## 12-Channel Compact Mixer

### 1202VLZ4 FRONT AND REAR PANEL



LOUD Technologies Inc. is always striving to improve our products by incorporating new and improved materials, components, and manufacturing methods. Therefore, we reserve the right to change these specifications at any time without notice.

“Mackie” and the “Running Man” figure are registered trademarks of LOUD Technologies Inc. All other brands mentioned are trademarks or registered trademarks of their respective holders, and are hereby acknowledged.

©2014 LOUD Technologies Inc. All rights reserved.

Electronic files for this product are available at:  
[www.mackie.com](http://www.mackie.com)

Specification Sheet

1202VLZ4\_SS.PDF

Owner's Manual

1202VLZ4\_OM.PDF



[www.mackie.com](http://www.mackie.com)  
16220 Wood-Red Road NE  
Woodinville, WA 98072 USA  
800-898-3211, Fax 425-487-4337

Part No. SW0992 Rev. B 08/14

5/5 PAGES