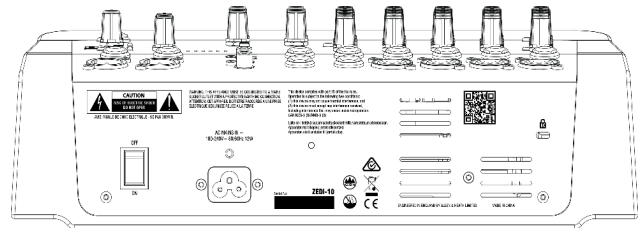



Technical Datasheet

Overview

- 4 x Mic/Line Inputs with GS Preamps.
- Global 48V Phantom power.
- 2 x Line Pads & 2 x Switchable Hi-Z Inputs.
- 2 x Stereo Line Inputs.
- 4 in, 4 out, 24-bit/96kHz USB Audio Interface.
- FX/Aux/Monitor & Headphone Outputs.
- Hi-Pass filter on microphone inputs.
- 3 Band EQ on mono channels.
- PFL select to headphone output.



A&E Specifications

The mixer shall be a compact and portable analog mixer with 4 mono and 2 stereo input channels mixing to a stereo Main Mix output. The mixer shall weigh no more than 2.2kg (4.85lbs).

Each mono input channel shall have an XLR Microphone connector and Line level quarter-inch jack connector and shall be equipped with High Pass Filter and 3-band equaliser circuit

Stereo input channels shall use quarter-inch jack connectors, and shall have a fixed 2-band EQ.

All XLR Microphone inputs shall have the ability to power Condenser Microphones requiring 48 Volt Phantom Power. This shall be switchable and have a red LED to indicate activation.

There shall be two high-impedance jack inputs on mono channels, which can handle a normal line level or a low level input directly from a guitar pickup, allowing instruments such as guitars to be plugged straight into the mixer without the need for a DI box. There shall be an additional two jack inputs for normal line level signals, activated via a pad button.

XLR Mic input characteristics shall conform to a Gain Min/Max of 6dB to 60dB with a maximum Input Level of 13dBu.

Quarter-inch jack Line input characteristics shall conform to a Gain Min/Max of -14dB to 40dB with a maximum Input Level of 18dBu.

There shall be an effects out on a quarter-inch jack connector.

The mixer shall have a 4in/4out USB Audio Interface which will allow for a total channel count of ten. The audio interface shall operate at 24 bit/96kHz as standard, be class compliant for Mac and iOS devices and be compatible with Windows.

The mixer surface shall include independent rotary control for each input channels gain, level and mix. Each channel should have an individual Pan control and a [PFL] switch to route to the headphone output. An LED shall indicate when a [PFL] channel is active.

The Headphone output should use a quarter-inch jack connector with a rotary to control output level.

The L&R outputs shall have XLR connectors and will be controlled via a mix output fader. Level indication shall be via a stereo eight segment LED display.

There shall be a stereo monitor output on RCA connectors and a separate AUX output on quarter inch jack socket.

It shall have a built in power supply accepting AC mains voltages of 100~240V, 50/60 Hz, 12W max via an earthed 3-pin IEC C6 male connector mounted on the rear chassis.

A switch shall be provided near the mains inlet to isolate the mixer from the incoming mains supply.

Recommended operating temperature for the mixer shall be 0 to 35 degrees Celsius.

The unit shall be the Allen & Heath ZEDi-10.

Technical Specifications

Operating Levels

Input	
Mono channel 1-2 (XLR) Input (For Nominal 0dBu)	-5dBu to -60dBu (+13dBu maximum)
Mono channel 3-4 (XLR) Input (For Nominal 0dBu) Pad IN	+15dBu to -40dBu (+23dBu maximum)
Mono channel 1-2 Instrument/Line Input (Jack socket)	+14dBu to -40dBu (+17dBu maximum)
Mono channel 3-4 Line Input (Jack socket)	+15dBu to -40dBu (+23dBu maximum)
Stereo Input (Jack sockets)	0dBu nominal (control = Off to +15dB Gain)

Output	
L/R Outputs (XLR)	0dBu (+18dBu maximum)
Aux & FX Output (Jack sockets)	0dBu (+18dBu maximum)
Monitor Output L/R (RCA Phono Sockets)	0dBu (+18dBu maximum)

Frequency Response

Mic in to Mix L/R Out, 30dB gain	10Hz to 30kHz +0.5/-1dB
Instrument/Line in to Mix L/R out 0dB gain	10Hz to 30kHz +0.5/-1dB
Stereo in to Mix L/R out	10Hz to 30kHz +0.5/-1dB

THD+n

Mic in to Mix L/R Out, 10dB gain 1kHz +10dBu out (22Hz-22kHz)	0.002%
Mic in to Mix L/R Out, 30dB gain 1kHz (22Hz-22kHz Filter)	0.005%
Instrument in to Mix L/R out 0dB gain 0dBu 1kHz (22Hz-22kHz Filter)	0.03% 2nd Harmonic
Stereo in to Mix L/R out 0dB gain +10dBu 1kHz (22Hz-22kHz Filter)	0.0025%

Headroom

Analogue Headroom from nominal (0Vu)	18dB
USB in & out headroom from nominal (0Vu)	18dB

Noise

Mic Pre EIN @ max gain 150R input Z (22Hz-22kHz Filter)	-127dBu
Mix L/R out, L/R fader = 0, Channel Levels min (22Hz-22kHz Filter)	-93dBu
Mix L/R out, L/R faders = 0, Channel Levels 0dB (22Hz-22kHz Filter)	-90dBu

USB Audio

USB Audio In/Out

USB 2.0 compliant

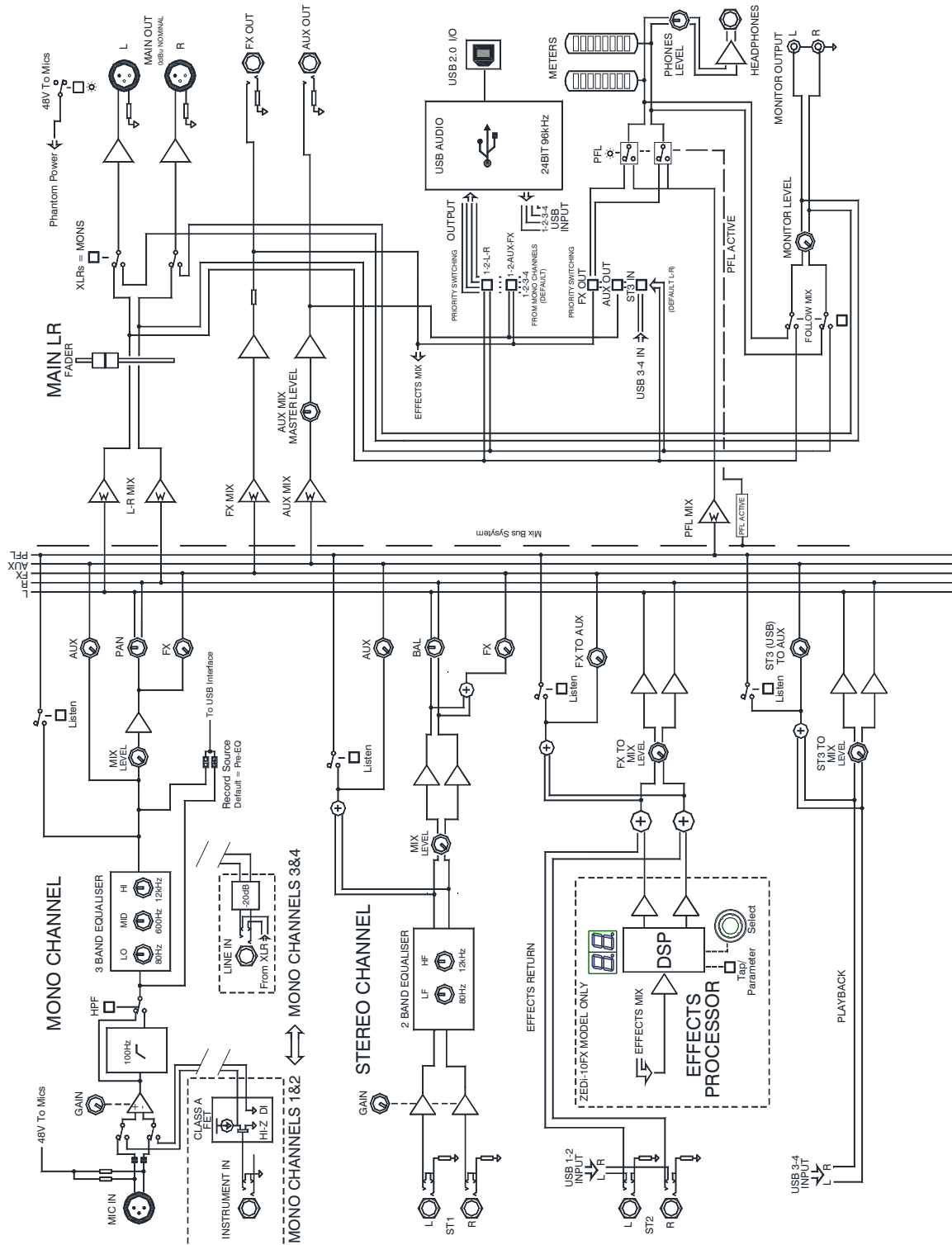
Bit Depth

24 bit

Sample Rate

44.1, 48, 88.2, 96kHz

Block Diagram

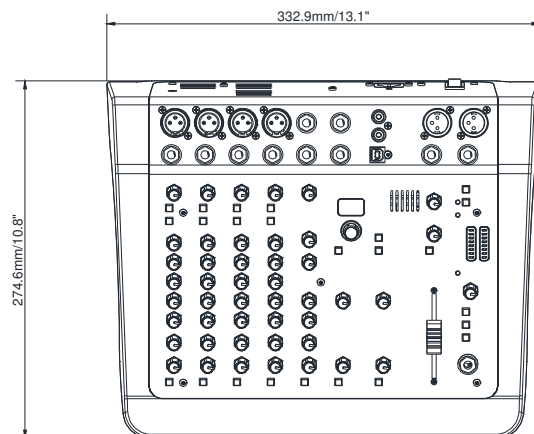


ZEDi-10 AND ZEDi-10FX BLOCK DIAGRAM

Mixer Specification

Model	ZED-6	ZED-6FX	ZEDi-8	ZEDi-10	ZEDi-10FX
Type	Analog	Analog	Analog	Analog	Analog
Channels	6	6	8	10	10
Inputs - Mic Preamps	2 x XLR	2 x XLR	2 x XLR	4 x XLR	4 x XLR
Inputs - Line	2 x TRS (CH 1- 2) 4 x TRS (CH 3-4 ST)	2 x TRS (CH 1-2) 4 x TRS (CH 3-4 ST)	2 x TRS (CH 1-2) 4 x TRS (CH 3-4 ST)	4 x TRS (CH 1-4) 4 x TRS (CH 5-6 ST)	4 x TRS (CH 1-4) 4 x TRS (CH 5-6 ST)
Outputs - Main	2 x XLR (Main)	2 x XLR (Main)	2 x XLR (Main)	2 x XLR (Main)	2 x XLR (Main)
Outputs - Other	-	-	-	2 x RCA (Monitor)	2 x RCA (Monitor)
Headphones	1 x 1/4"	1 x 1/4"	1 x 1/4"	1 x 1/4"	1 x 1/4"
Send/Return I/O	-	1 x 1/4" (FX)	USB	2 x 1/4" (1x AUX, 1x FX)	2 x 1/4" (1x AUX, 1x FX)
Phantom Power	2	2	2	4	4
EQ Bands	2-band, (CH 1-2) 2-band (CH 3-4 ST)	2-band, (CH 1-2) 2-band (CH 3-4 ST)	2-band, (CH 1-2) 2- band (CH 3-4 ST)	3-band (CH 1-4) 2-band (CH 5 ST)	3-band (CH 1-4) 2-band (CH 5 ST)
Aux / FX Sends	-	1 x Post (Per Channel)	-	1 x Pre, 1 x Post (Per Channel)	1 x Pre, 1 x Post (Per Channel)
Busses/Groups	Stereo Bus	Stereo Bus	Stereo Bus	Stereo Bus	Stereo Bus
Channel Inserts	-	-	-	-	-
Effects	-	Yes	-	-	Yes
Computer Connectivity	-	-	1 x USB	1 x USB	1 x USB
Rack-mountable	No	No	No	No	No
Height	3.5"	3.5"	3.5"	3.8"	3.8"
Width	9.8"	9.8"	9.8"	13.1"	13.1"
Depth	9.3"	9.3"	9.3"	10.8"	10.8"
Weight	2.8 lbs.	3 lbs.	3 lbs.	4.85 lbs.	5.1 lbs.

Dimensions



HEIGHT: 96.5mm (3.8")
WIDTH: 332.9mm (13.1")
DEPTH: 274.6mm (10.8")

