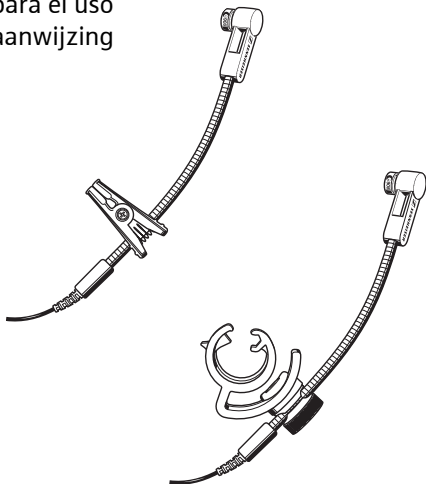


e908

Bedienungsanleitung
Instructions for use
Notice d'emploi
Istruzioni per l'uso
Instrucciones para el uso
Gebruiksaanwijzing



 **evolution**

☎908 B / ☎908 D / ☎908 B ew / ☎908 T ew

These microphones are professional pre-polarised condenser microphones. An extended dynamic range and a well balanced frequency response deliver an outstanding signal quality with excellent projection and the lowest possible distortion. An excellent directivity across the whole frequency range enables the mics to handle the highest signal levels without feedback.

The microphone ☎908 D has been developed especially for drums and percussion. The ☎908 B is designed for wired recording of wind instruments, but because of its instrument clamp it is also particularly suitable for drums with suspension systems or congas. There are two special types of microphones for use with ew bodypack transmitters: ☎908 B ew for saxophone, ☎908 T ew für trumpets, flugelhorns and trombones.

Due to their phantom powering capability, the mics are especially suitable for use with professional mixing consoles. Alternatively, they can be used with any evolution bodypack transmitter for wireless applications. Extensive damping and shock mounting isolates the capsules from extraneous vibrations, impact and handling noise.

The long, flexible goosenecks enable the mics to be optimally positioned on the instrument.

Features


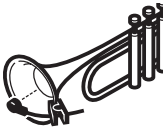
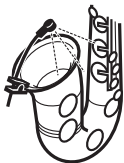
- Exceptionally vivid, clear sound
- Optimum positioning on the instrument due to flexible gooseneck
- Shock-mounted capsule provides low sensitivity to impact and handling noise
- Rugged metal body
- Extremely robust connection cable
- Can optionally be used with any evolution bodypack transmitter or the MZA 900 P phantom power adaptor

Delivery includes



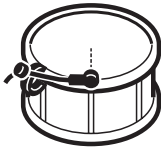
908 D	908 B	908 B ew / 908 T ew
908 D microphone	908 B microphone	908 B ew microphone / 908 T ew microphone
MZA 900 P phantom power adaptor	MZA 900 P phantom power adaptor	—
MZH 908 D micro-phone clamp	MZH 908 B micro-phone clamp	MZH 908 B micro-phone clamp
Pouch	Pouch	Pouch
Instructions for use	Instructions for use	Instructions for use
Warranty Certificate	Warranty Certificate	Warranty Certificate

Positioning the microphone

Wind instruments (e908 B / e908 B ew / e908 T ew)

Position	Resulting sound	Commentary
	Reduced ambient noise	Use the MZH 908 B clamp to attach the microphone to the bell of the instrument.
	Clear, powerful sound	To reduce ambient noise (at the expense of the true "Saxophone sound") direct the microphone into the bell (as illustrated).
	Balanced, natural sound	For a Saxophone, the microphone should normally be directed partly towards the bell and partly towards the body of the instrument.

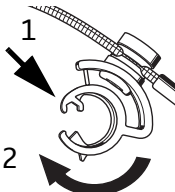
Drums / Percussions (E908 D)

Position	Resulting sound	Commentary
	More fundamental, little overtones	Position on the drum: 3–5 cm above the drumskin, directed towards the center of the drumskin, the fundamental to overtones ratio can be adjusted by changing the angle of the microphone. The most balanced results are obtained at an angle of 30–60°.
	Less fundamental, many overtones	
	Pronounced proximity effect	Optional: tangential position of the gooseneck in order to reduce the distance to the drumskin.

In order to prevent interference due to crosstalk between adjacent sound sources, try to position the microphone so that the interfering sound source is located in the angle area of the highest cancellation of the microphone (approx. 180°; see polar diagram).

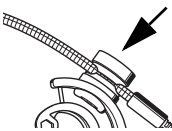
Attaching the drum clamp to the drum

Drums / Percussions (e908 D)

Position	Commentary
	<p>To attach the MZH 908 D drum clamp, snap it onto the rim of the drum as follows:</p> <p>Put the upper part of the clip (1) onto the rim and clip on by pushing down in a rotating action (2) until it clips into place.</p>

Attaching the microphone to the drum clamp


Drums / Percussions (e908 D)

Position	Commentary
	<p>To attach the microphone to the drum clamp:</p> <p>Loosen the knurled screw. Insert the gooseneck of the microphone from the side into one of the two slots and tighten the knurled screw.</p> <p>You can attach two microphones to the drum clamp (e.g. for picking up two toms in cramped space conditions). To do so, use both slots of the drum clamp.</p>

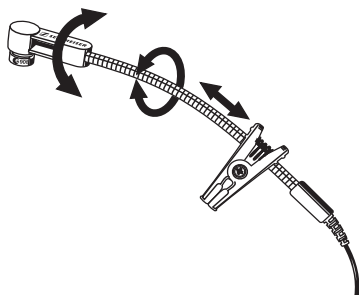
Optimum positioning of the microphone

The various adjustment possibilities of the MZH 908 D and MZH 908 B clamps together with the flexible goose-neck enable the microphone to be optimally positioned on the sound source (see arrows in the diagrams below).

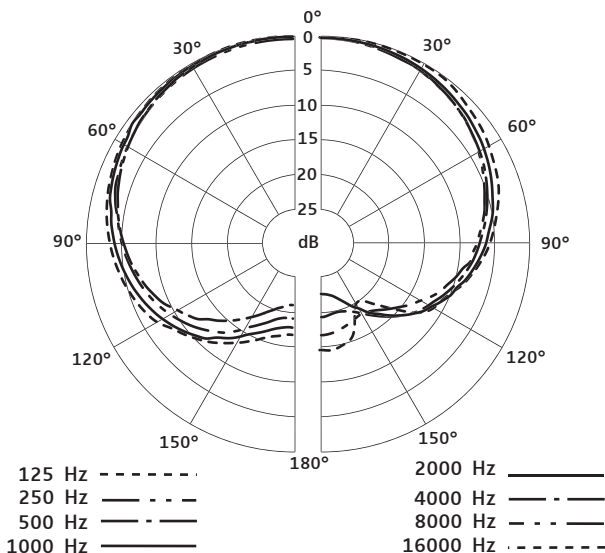
MZH 908 D



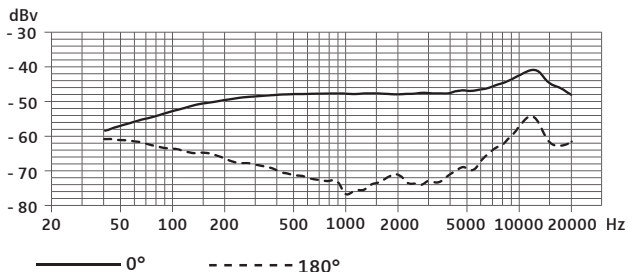
MZH 908 B



Polar diagram



Frequency response curve



Specifications

●908 B / ●908 D / ●908 B ew / ●908 T ew

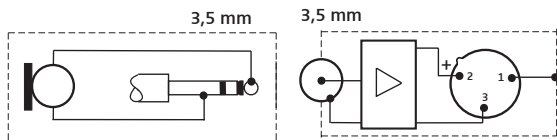
Transducer principle	pre-polarised condenser microphone
Frequency response	40–20,000 Hz
Pick-up pattern	cardioid
Sensitivity (free field, no load at 1 kHz)	4.0 mV/Pa 0.56 mV/Pa (●908 T ew)
Nominal impedance	100 Ω (balanced)*
Min. terminating impedance	2 k Ω *
Max. sound pressure level at 1 kHz	147 dB/SPL
Equivalent noise level	
●908 B, ●908 D	35 dB(A)
●908 B ew	30 dB(A)
●908 T ew	39 dB(A)
Phantom powering	12–48 V / 3 mA*
Connector	
●908 B, ●908 D	XLR-3*
●908 B ew / T ew	3.5 mm jack
Weight	311 g
Dimensions	Ø 47 x 193 mm

* with MZA 900 P (●908 B / ●908 D)

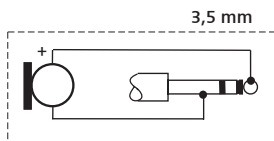
●908 B ew / T ew for direct connection to ew transmitters

Pin assignment of connectors

●908 B, ●908 D



●908 B ew, ●908 T ew



Overview of microphone applications

Anwendung \ Modell												
	e901	e902	e904	e905	e906	e908B	e908B ew	e908D	e908T ew	e912	e914	e935/e945
Vocals												x
Choir										x	x	
Studio, acoustic instruments					x					x	x	
Orchestra											x	
Trumpets,Trombones			x			x			x			
Saxophone			x			x	x					
Acoustic guitar											x	
Acoustic bass											x	
Guitar amplifiers					x							
Bass amplifiers		x										
Leslie	x	x	x	x								
Piano, grand piano										x	x	
Kick Drum	x	x										
Snare Drum			x	x	x			x				
Rack toms			x	x	x	x		x				
Floor toms		x	x	x	x			x				
Congas			x		x	x		x				
Cymbals											x	
Percussion			x	x	x	x		x			x	
Overhead											x	
Conference table, altar										x		
Lectern										x		
Theater stage										x		

Manufacturer declarations

Warranty

2 years

Approval



Sennheiser electronic GmbH & Co. KG declare that this device is in compliance with the applicable CE standards and regulations.

Batteries or rechargeable batteries



Please dispose of batteries or rechargeable batteries as special waste or return them to your specialist dealer.


WEEE Declaration



Please dispose of this product at the end of its operational lifetime by bringing it to your local collection point or recycling centre for such equipment.







Sennheiser electronic GmbH & Co. KG

30900 Wedemark, Germany

Phone +49 (5130) 600 0

Fax +49 (5130) 600 300

www.sennheiser.com

Printed in Germany

Publ. 02/06

511912/A03