

**RØDE**<sup>®</sup>  
MICROPHONES



# M1

## Instruction Manual



[www.rodemic.com](http://www.rodemic.com)

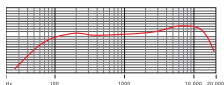
CE (EMC, LVD) 

# Specifications

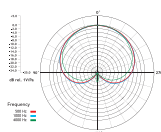
---

<b>Acoustic Principle:</b>	Dynamic
<b>Polar Pattern:</b>	Cardioid (see graph below)
<b>Frequency Range:</b>	75Hz ~ 18,000Hz (see graph below)
<b>Output Impedance:</b>	320 $\Omega$
<b>Sensitivity:</b>	-56dB $\pm$ 2 dB re 1V/Pa (1.6mV @ 94 dB SPL) @ 1 kHz
<b>Output Connection:</b>	3-pin XLR balanced output between pin 2(+), pin 3(-) and pin 1 (ground)
<b>Net Weight:</b>	360g (0.79lb)
<b>Packed Weight:</b>	700g (1.54lb)
<b>Dimensions:</b>	Length: 171mm (6.73") Width: 51.5mm (2.03")

## Frequency Response



## Polar Response



## Accessories



RM1  
stand mount




ZP1  
zip pouch

# Using the M1

---

- The M1's primary function is a live vocal microphone. When setting it up on stage, make sure the foldback monitors are positioned as pictured. This will direct the sound to the vocalist and towards the least responsive section of the M1's pick up pattern.
- To ensure the lowest noise/distortion your mixer input gain control should be set so that the Peak Program indicator (PPI) LED flashes ON during peaks of the source (voice/instrument). If there is no PPI, adjust the input gain while listening for distortion of the sound. If distortion is heard, gradually reduce the gain until it is no longer present.
- Microphone technique, or how to get the sound you want, requires experimentation. We suggest that you start with the channel EQ set to 'OFF' or 'FLAT' (no boost or cut).
- To avoid feedback and make full use of the M1's pick up pattern, it is best not to cup your hands over the head of the microphone.



# Warranty

---

All **RØDE** microphones are warranted for one year from date of purchase. The M1 can be extended to a lifetime warranty if you register online at **www.rodemic.com**.

The warranty covers parts and labour that may be required to repair the microphone during the warranty period. The warranty excludes defects caused by normal wear and tear, modification, shipping damage, or failure to use the microphone as per the instruction guide.

If you experience any problem, or have any questions regarding your **RØDE** microphone, first contact the dealer who sold it to you. If the microphone requires a factory authorised service, return will be organised by that dealer.

We have an extensive distributor/dealer network, but if you have difficulty getting the advice or assistance you require, do not hesitate to contact us directly.

## **RØDE** Microphones

### **International**

PO Box 6685  
Silverwater NSW 2128 Australia  
Ph: +61 2 9648 5855  
Fax: +61 2 9648 2455

### **USA**

P.O. Box 4189  
Santa Barbara, CA 93140-4189  
Ph: 805 566 7777  
Fax: 805 566 0071

### **Technical Support**

For information and technical support questions contact:  
[support@rodemic.com](mailto:support@rodemic.com)

In the Unites States and Puerto Rico, contact  
[usasupport@rodemic.com](mailto:usasupport@rodemic.com) or call 805 566 7777

Anywhere except the United States and Puerto Rico,  
contact [support@rodemic.com](mailto:support@rodemic.com) or call +61 2 9648 5855