


Main Specifications

Video		Audio	
Video Processing	4:2:2(Y/Pb/Pr), 8-bit	Audio Processing	Sampling rate: 24bit/48kHz
Input Connectors	HDMI INPUT 1-4: Type A(19pins)x 4 *HDCP Supported	Input Connectors	Digital: HDMI INPUT 1-4 (19 pins) x 4 Analog: AUDIO IN (RCA pin type), MIC (Stereo mini type, plug-in power supported)
Output Connectors	HDMI OUTPUT: Type A(19pins) / HDMI PREVIEW: Type A(19pins) *HDCP Supported	Output Connectors	Digital: HDMI OUTPUT (HDMI Type A 19 pins), HDMI PREVIEW (HDMI Type A 19 pins) Analog: AUDIO OUT (RCA pin type), PHONES (Stereo mini type)
Input Formats	HDMI: 720/59.94p,720/50p(FORMAT switch = 720p) HDMI: 1080/59.94i,1080/50i,1080/59.94p, 1080/50p(FORMAT switch = 1080i or 1080p) *The input interlaced video signal is converted to progressive video signal by internal processing. *The video signal frame rate is selected by SETUP parameters (59.94 or 50).	Input Level	AUDIO IN: -10 dBu (Maximum : +8 dBu), MIC: -41 -- -13dBu (Maximum : -1 dBu)
		Input Impedance	AUDIO IN: 15 k ohms, MIC:10 k ohms
Output Formats	HDMI: 720/59.94p,720/50p(FORMAT switch = 720p) HDMI: 1080/59.94i,1080/50i(FORMAT switch = 1080i) HDMI: 1080/59.94p,1080/50p(FORMAT switch = 1080p) *The video signal frame rate is selected by SETUP parameters (59.94 or 50).	Output Level	AUDIO OUT: -10 dBu (Maximum : +8 dBu), PHONES: 72mW + 72mW (32 ohms)
		Output Impedance	AUDIO OUT: 1k ohms, PHONES: 10 ohms
Video Effects	Transition: CUT, MIX (DISSOLVE/FAM/NAM/MOSAIC), WIPE (30 types), TRANSFORMER(11 types) EFFECTS: NEGATIVE, EMBOSS, COLORIZE, COLORPASS, POSTERIZE, SILHOUETTE, MONOCOLOR, FINEDGE, FLIP, WH-LUMIKEY®, BK-LUMIKEY®, GR-CHROMAKEY®, BL-CHROMAKEY®, PinP(1/4)®, PinP(1/2)®, SPLIT(H-STRETCH)®, SPLIT(H-CENTER)®, SPLIT(V-STRETCH)®, SPLIT(V-CENTER)® *® marked Effects are effected common to A-BUS and B-BUS.	Audio Effects	EQ, Delay, Compressor, HPF, Gate, Reverb, Mastering effect
		Other Connectors	USB: B Type (for remote control from PC), MIDI IN, OUT/THRU
		Other Functions	MEMORY (8 types), FREEZE (input video captured), BPM SYNC (auto transition synchronized to tempo), OUTPUT FADE (WHITE/BLACK)
		Power Supply	AC adaptor Current Draw 1.5A
		Power Consumption	18W
		Dimensions	313 (W) x 102 (D) x 59 (H) mm / 12-1/3 (W) x 4 (D) x 2-1/3 (H) inches
		Weight	1.2 kg (excluding AC adaptor) 2 lbs 10-2/5 oz
		Accessories	Owner's Manual, AC Adaptor, Power Cord, Cord Hook



*Actual Size

HD VIDEO SWITCHER
V-1HD
Portable Compact HD Switcher



All specifications and appearances are subject to change without notice. Company names and product names appearing in this document are registered trademarks or trademarks of their respective owners. Roland is either registered trademark or trademark of Roland Corporation in the United States and/or other countries. It is forbidden by law to make an audio recording, video recording, copy or revision of a third party's copyrighted work (musical work, video work, broadcast, live performance, or other work), whether in whole or in part, and distribute, sell, lease, perform, or broadcast it without the permission of the copyright owner. Do not use this product for purposes that could infringe on a copyright held by a third party. This product can

be used to record or duplicate audio or visual material without being limited by certain technological copy-protection measures. This is due to the fact that this product is intended to be used for the purpose of producing original music or video material, and is therefore designed so that material that does not infringe copyrights belonging to others (for example, your own original works) can be recorded or duplicated freely. We assume no responsibility whatsoever with regard to any infringements of third-party copyrights arising through your use of this product. Copyright 2015 Roland Corporation. All rights reserved.
Printed in Japan, Nov. 2015 RAM-20055 GUC-PD

4 HDMI inputs 1080P PROGRESSIVE HDCP


- The V-1HD has 4 HDMI input connectors compatible with a variety of equipment. The V-1HD supports 1080p/1080i/720p video resolutions. Devices outputting the same resolution can be input regardless of what type of device they are. *Refer to "Main Specifications" on the back cover for more detail of supported formats.
- Both progressive and interlace signals can be input allowing for both 1080i and 1080p signals to be used at the same time.



- Video signals input from a PC are accurately displayed thanks to progressive signal processing.
- HDCP is supported for input of copy protected content from devices such as Blu-ray disc players.

Easy-to-use Interface

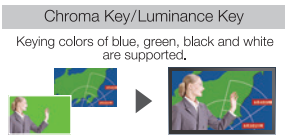
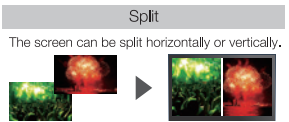


- Large back-lit buttons for intuitive video switching even in low light conditions. Red lit buttons indicate the current source being output. Green lit button is for the video that will be output on the next transition. If a button is not lit, then there is no video being input to that channel.
- Broadcast style Preview/Program switching for professional results.
- The TRANSFORMER buttons can be used for switching the video instantly or applying effects. There are 11 options for the operation of the buttons.
- There are three buttons for applying transition effects, CUT, MIX (4 types) and WIPE (30 types).
- Auto scan function switches the video automatically across the four video inputs.
- By using the T-Fader and BPM SYNC button, you can deliver visuals synced to a music performance.
- You can save or recall up to 8 presets using the MEMORY button.
- Use the FREEZE button to temporarily pause the incoming video.
- Output fade function makes the output video fade to black or white.



Buttons and Knob Used for Displaying Menus or Adjusting Video Output

Various Effects

- Picture-in-picture and split functions.
 - Compositing two videos in one screen is ideal for seminars and presentations.
 - Supports chroma key and luminance key.
- Two EFFECTS knobs deliver genuine visual performance.
 - Many of the visual performance functions made popular by the V-4EX and V-8 are included.
 - Use knob A and knob B to apply effects to A bus and B bus respectively. (9 types of filter effects including silhouette, colorpass, negative and findedge are possible)



HD VIDEO SWITCHER V-1HD



Support for video cameras, action cameras, smart phones, tablet computers and other HDMI devices.

The switching and mixing can be done with local buttons. On-screen display will satisfy the need for detailed settings.

Connect to a PC or a tablet computer for even more control.

Two full HD outputs support preview, projection, recording and webcast etc.

So compact and portable, you can bring the V-1HD and use it anywhere! Feature packed and easy to use for high-quality HD video results.

The V-1HD makes it easy to connect and switch video cameras, smart phones, computers, tablets, Blu-ray players and other HDMI video sources with a simple push of a button or slide of the T-Fader. It supports professional compositing effects such as picture-in-picture and keying allowing for graphic insets, titling or even "green screen" ideal for news broadcast or corporate training productions.

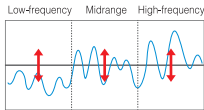
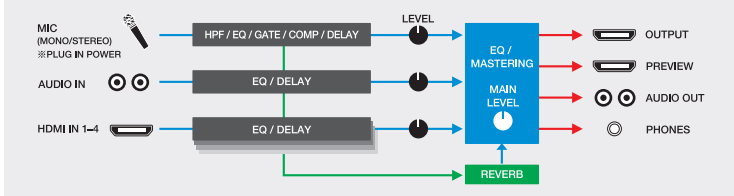
For creative live event video switching, the V-1HD includes a advanced video effects for transforming video into creative visuals to support all kinds of performances. Output of your video mix is as simple as connecting the HDMI output to a projector or screen at an event and you can even connect a recorder for capturing your event or production.

Full Audio Mixer Included AUDIO

- Included is a 12ch digital audio mixer.
- In addition to 4 stereo audio inputs from the HDMI ports, the V-1HD also supports a stereo line level input and a mic level input.
- Every channel is equipped with a delay function to synchronize the video and the audio. *The maximum delay time is 500ms.
- Audio follow function enables the audio to transit along with the video.
- Reverb function and mastering function used for adjusting sound quality and volume are also supported.
- With audio output jacks you can send the audio mix to a PA system or record it on an external device.



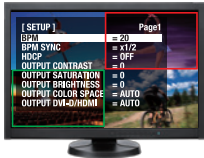
The Mic input jack on the left side panel supports plug-in power.



Mastering function adjusts the balance of the sound of each frequency band.

Easy to Operate with Hardware Controls

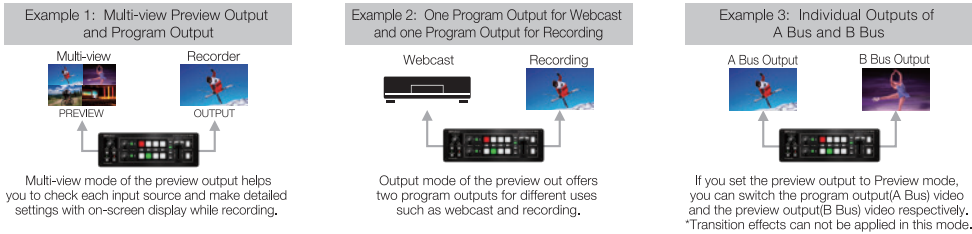
- Basic operations can be done by operating the buttons and the T-Fader on the unit.
- To make detailed settings you just need to connect a monitor to the preview connector.



On-screen Display of the Preview Out

Two HDMI Outputs

- Four-way multi-view preview screen shows every input source (non-drop frame). A red border shows the video currently being output and a green one indicates the video to be output next.
- There are three types of view modes available for the preview output which are Multi-view, Output (as a program output) and Preview. On-screen display can be turned on or off.



Remote Control via USB or MIDI Connection

- Remote control is possible with the dedicated application on a PC or an iPad connected via a USB cable.
 - The user interface is very easy-to-see and you can make detailed settings through it. You can use the unit to switch video and mix audio on the application.
 - You can control the unit from a music instrument or a sequencer via the MIDI input connector.
- *For more information on the dedicated application, see the Roland website.
*Please use iPad camera connection kit to connect an iPad to the V-1HD.

