



MICRO LAVALIER MICROPHONE

3 mm (0.12 in) subminiature microphone

LV2

Xvive LV2 is a high-performance 3 mm (0.12 in) subminiature lavalier microphone. It offers a high level of speech intelligibility, and is easily hidden in costumes/hair, buttonholes etc.—even glued on performers' faces—in film, theater, and broadcast.

FEATURES

- Superior audio clarity
- Natural response across the frequency range
- 3 mm (0.12 in) subminiature lavalier microphone
- Small and easily concealed
- Matte black, sleek, low-profile design
- Microphone capsule with omni-directional pickup pattern
- The plug locks and is compatible with standard TRS interface

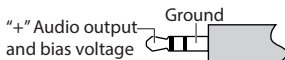
LV2 LAVALIER MICROPHONE

Polar pattern	Omni-directional
Sensitivity	-40dB \pm 3dB
Equivalent noise level	28 dB SPL
Impedance	4.5 k Ω
Frequency response	50 Hz – 20 kHz
Battery voltage range	0.8-5 VDC
Battery drain	17 μ A
Maximum input level	117.5 dB SPL

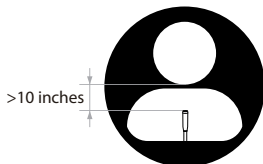
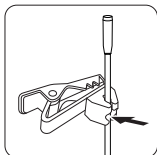
Microphone Connector

Mono 3.5mm TRS output. Ensure the connected device provides a regulated + 0.8V to 5V voltage to the "+" conductor.

TRS Wiring Diagram

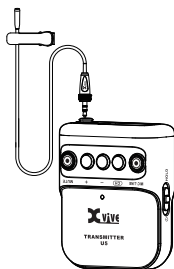


QUICK START



LAVALIER MICROPHONE SETUP

- Install windscreen and mic clip on the lavalier microphone;
- Use the mic clip to attach the the microphone to clothing, as desired;
- Run the mic cable to the transmitter in a way that avoids friction noise, and so that the cable and the wireless transmitter antenna do not cross;
- The Xvive LV2 Lavalier Microphone has an omni-directional pickup pattern. Keep at least 10 inches away from your mouth or audio source.



Plug the 3.5mm TRS lavalier microphone plug into your recording device or wireless audio transmitter.